

# DEAKIN SUMMER SCHOOL



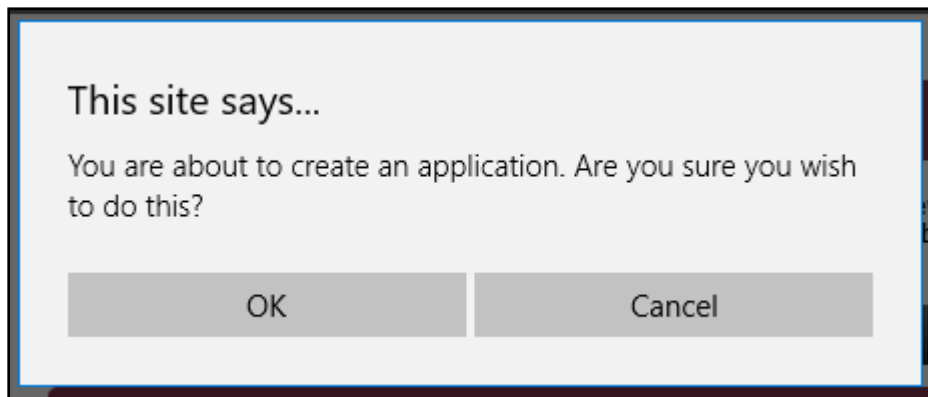
## APPLICATION GUIDE

Deadline for Deakin Summer School is 19 November 2017. The information below is a guide for you to follow when you are ready to register and apply for Deakin Summer School. The registration and application process has been divided into three parts. All applications must be made on the Deakin Abroad Application Portal.

If you face any troubles, please contact us at [deakin-summer@deakin.edu.au](mailto:deakin-summer@deakin.edu.au).

## PART 1: REGISTER

- **Step 1:** Click the '**Apply Now**' button at the top of the Australia Studies Summer School program brochure. Select '**OK**'.

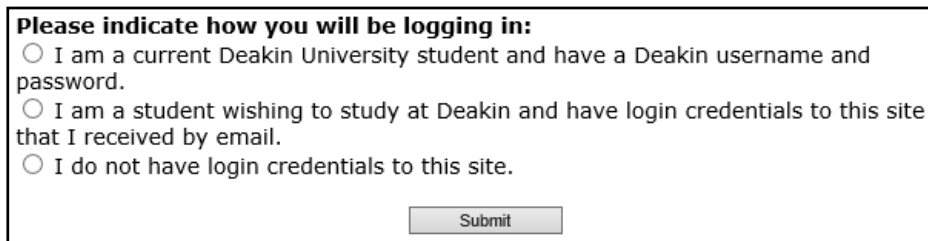


This site says...

You are about to create an application. Are you sure you wish to do this?

OK Cancel

- **Step 2:** Select '**I do not have login credentials to this site.**'



**Please indicate how you will be logging in:**

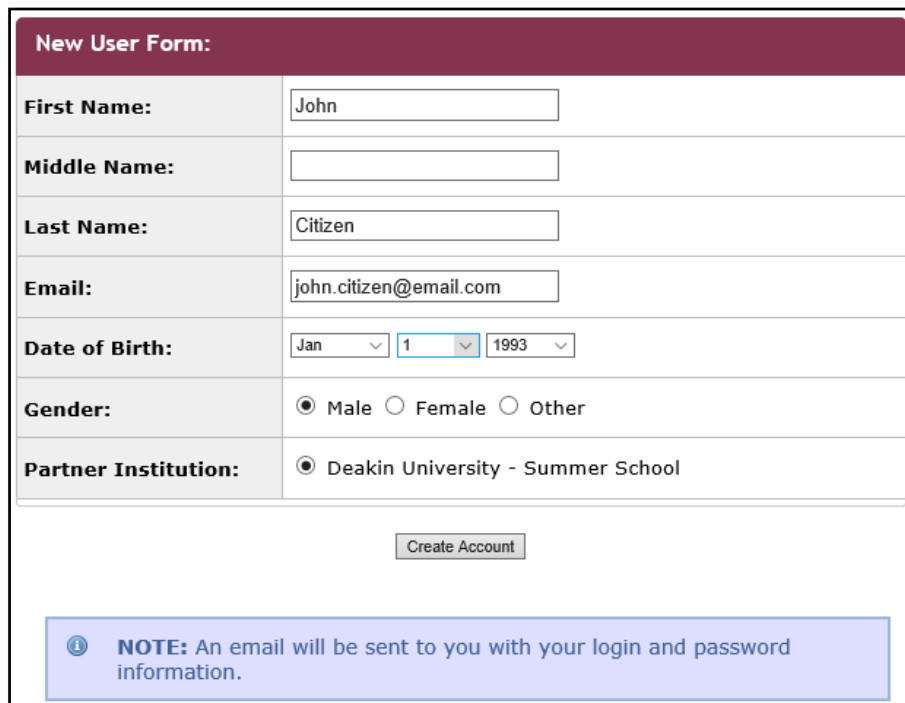
☐ I am a current Deakin University student and have a Deakin username and password.

☐ I am a student wishing to study at Deakin and have login credentials to this site that I received by email.

☐ I do not have login credentials to this site.

Submit

- **Step 3:** Complete all sections of the **New User Form**.



**New User Form:**

|                             |  |
|-----------------------------|--|
| <b>First Name:</b>          | John   |
| <b>Middle Name:</b>         |  |
| <b>Last Name:</b>           | Citizen  |
| <b>Email:</b>               | john.citizen@email.com   |
| <b>Date of Birth:</b>       | Jan 1 1993   |
| <b>Gender:</b>              | <input checked="" type="radio"/> Male <input type="radio"/> Female <input type="radio"/> Other |
| <b>Partner Institution:</b> | <input checked="" type="radio"/> Deakin University - Summer School                             |

Create Account

**NOTE:** An email will be sent to you with your login and password information.

Following registration, you will be emailed a temporary password. You can reset your password by clicking the [non-Deakin login](#) tab at the top of the application portal page. Once you've completed the profile information, you will be moved to the application home page where your profile and application information is displayed.

## PART 2: APPLY

After you have set up your user profile, please log in and you will be brought to the applicant home. Click on the program you have applied for and complete all aspects of your application including the associated documentation. Only when the documents are marked as 'received' is your application complete. Please remember to log back into your application to check on the progress.

## PART 3: CONNECT

Like us on [Facebook](#) or follow us on [Twitter](#) to get the latest on news and events.

Once you commit Deakin, you'll be invited to join the Facebook group to meet other Summer School students. This way, you can connect with the latest updates, get to know your Deakin buddy, meet other international students participating in the summer school and find out about upcoming events and get fun information on life in Australia.

We look forward to meeting you in summer!