

AUSTRALIAN STUDIES PROGRAM

APPLICATION GUIDE



Welcome to the Australian Studies Program!

This application guide will help you when you are ready to register and apply for the program. The registration and application process has been divided into two parts.

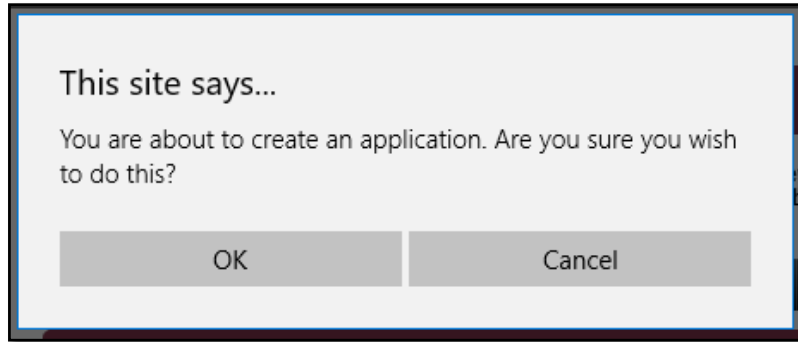
If you are accepted into the program and wish to commit, you'll be invited to join a Facebook group to meet other program participants. This way, you can receive latest updates and useful information about living in Australia as well as find out about upcoming events. You'll also get to meet your Deakin buddies and other international participants before arriving here!

All applications must be made on the [Deakin Abroad Application Portal](#). If you face any issues with the application portal, please contact us at deakin-summer@deakin.edu.au.

We look forward to meeting you in summer!

PART 1: REGISTER

Step 1: Click the **'Apply Now'** button located on the top right of the Australian Studies Program brochure. Select **'Ok'**.

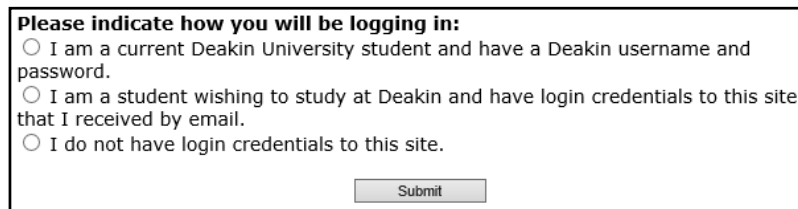


This site says...

You are about to create an application. Are you sure you wish to do this?

OK Cancel

Step 2: Select **'I do not have login credentials to this site.'**



Please indicate how you will be logging in:

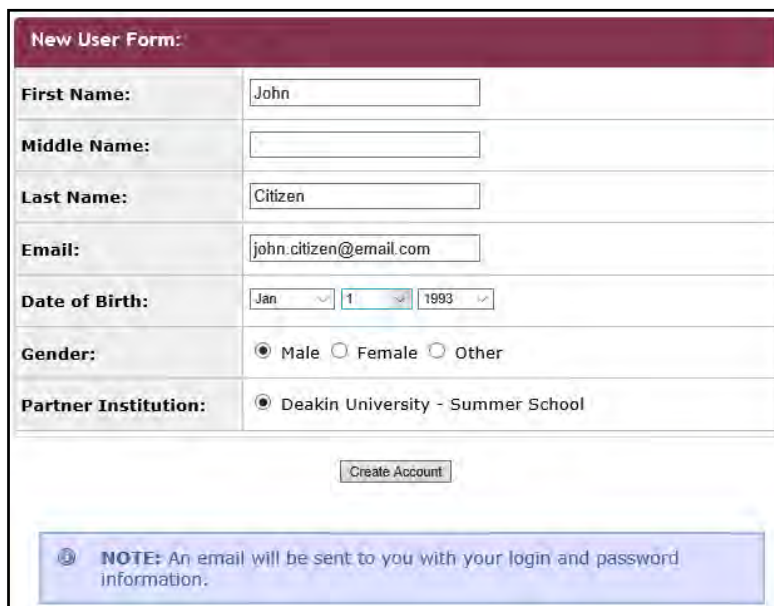
☐ I am a current Deakin University student and have a Deakin username and password.

☐ I am a student wishing to study at Deakin and have login credentials to this site that I received by email.

☐ I do not have login credentials to this site.

Submit

Step 3: Complete all sections of the **New User Form**.



New User Form:

First Name:	John
Middle Name:	
Last Name:	Citizen
Email:	john.citizen@email.com
Date of Birth:	Jan 1 1993
Gender:	<input checked="" type="radio"/> Male <input type="radio"/> Female <input type="radio"/> Other
Partner Institution:	<input checked="" type="radio"/> Deakin University - Summer School

Create Account

NOTE: An email will be sent to you with your login and password information.

Following registration, you will be emailed a temporary password. You can reset your password by clicking 'non-Deakin login' at the top of the application portal. Once you've completed the profile information, you will be moved to the application homepage where your profile and application information is displayed.

PART 2: APPLY

After you have set up your user profile, please log in and you will be brought to the applicant homepage. Click on the program you have applied for and complete all aspects of your application, including the associated documentation. Only when the documents are marked as 'Received' is your application complete. Please remember to log back into your application regularly to check on its progress.